

Introduction to MICRO TEACHING





**What is teaching-
learning?**

*Imparting
knowledge
?*

*Solving
sums?*

*Sharing the
experiences?*

*Answerin
g
questions?*

*Passing on
the
information?*

*Writing
exam?*

*Giving
advice?*

*Getting
information
?*

Defects in Teaching



- **Only memory level**
- **More information & less explanation**
- **Less chance of encouragement**
- **No planning**

What is Teaching?


Teaching is
the activity of
*'facilitating
learning'*

The best approach to understanding the nature of teaching is establishing a harmonious relationship between teacher, student and subject.



How do we facilitate learning?






***With this
understanding,
lets begin our
journey towards
grooming our
own skills of
teaching...***

Microteaching


Dr. Allen and his group Microteaching in 1963
in America.



What is Microteaching?



“The teaching of a small unit of content to the small group of students (6-10 number) in a small amount of time (5-7 min.) means Micro Teaching”.



*Microteaching
is a scaled down
teaching
encounter in
class size and
time*

- D.W.Allen(1966)

- *To train inexperience student-teachers for acquiring teaching skills.
- *To improve the skills of experience teachers.

Skills of Micro teaching



- 1) **Set Induction
(Introduction Skill)**
- 2) **Skill of questioning**
- 3) **Skill of Explanation**
- 4) **Skill of Stimulus
Variation**
- 5) **Skill of Black-board
Writing**



Microteaching Cycle (Procedure)

Step- I : Micro Lesson Plan (may take 2 hours / a day)

Step-II : Teach 5 Min.

Step-III : Feedback Session 5 Min.

Step-IV : Re-plan 10 Min.

Step-V : Re-teach Another group 5 Min.

Step-VI : Re-feedback 5 Min.

Total 30 Min. (Appr.)

*Teach → Feedback → Re-plan → Re-teach →
Re-feedback*



Advantages Of Microteaching

- It focuses on sharpening and developing specific teaching skills and eliminating errors.
- It enables understanding of behaviours important in class-room teaching.
- It increases the confidence of the learner teacher.
- It is a vehicle of continuous training for both beginners and for senior teachers.
- It provides experts supervision and constructive feedback.

SUMMARY

- Microteaching involves presentation of micro lesson
- Audience....small group of peers.
- Feedback given by peers role playing as students
- Participants learn about strengths & weakness in themselves as teachers
- Plan strategies for improvement in performance



Thank YOU....

Varun Tyagi

